

2009 Product Guide



PHO 858.679.1191

FAX 858.679.7814

13655 Stowe Dr. Poway, Ca 92064



Mytee Products Inc. leads the industry in producing innovative and affordable cleaning equipment that helps your business succeed.

Index by name:

Accessories	14–15
Airmover Accessories	9
Banana Glides	15
Bentley Wands	13
B.O.S.S. Sprayer	11
Breeze	4
Contractors Special	4
Electrical Converter	5
Electric Sprayer	11
E-Z Glider Wands	14
Flood Hog	10
GrandPrix	6
Hoses	15
Injection Sprayers	11–12
Inline Vacuum Booster.....	10
M-Series	3
Mytee Dry	8
Mytee Hot	12
Mytee Lite	7
Mytee Wise	4
Prep-Center.....	6
Qwik-Dry	9
Shelves	13
Speedsters	3
Spinners	14
Spyder	7
System Maintainer.....	15
The Tank	13
Tempo	8
Tracker	6
Tradewind	9
Vacuum Booster	10
Vent Hog	5
Vent Hog Acc.	5
Water Hog	11
Distributor Terms and Conditions	17

Index by application:

Accessories	14–15
Automotive Detailing	6–8
Carpet Cleaning	3–6
Chemicals	15
Drying	8–10
Hard Surface Cleaning	3–4, 14
Heating	12
Parts	16
Pressure Washing	11
Power Management	5
Spraying	12
Storage	13
Upholstery Cleaning	3–8
Water Damage	8–10
Vent Cleaning	5



M-Series™ Dual Mode Carpet/Hard Surface Extractors
Hose and wand packages may be purchased separately (See pages 14 – 15).

Two for the price of one!

With the flip of a switch, the M-12 changes from a powerful 1200 psi pump for hard surfaces to a durable 250 psi pump with a 2000 watt, 210 degree heater for carpets and upholstery. The auto fill and pump-out features make this the most flexible and powerful unit available in the industry.

Model	Tanks	Vacuums	CFM	H2O	Pump	PSI	Heater	Wheels	Casters	Cords	MSRP
M-12	15 Gal	2-2 St HP	200	107"	Dual Pumps	50-1200/250	2000 W.	12"	4"	Dual 50'	\$3,339.00
M-5	15 Gal	2-3 St HP	230	148"	Piston	0–500	Optional*	12"	4"	Dual 50'	\$2,505.00



Speedster® Extractors
Hose and wand packages may be purchased separately (See pages 14 – 15).
Auto Fill and Pump Out kit available for all models except 1003DX. Order item # AFPO-K. \$250.00 Dist. Price.

Amazing performance from a portable unit.

The 1003DX is the most powerful portable available. Featuring a 500 PSI adjustable pump, dual 3 stage vacuums, and a 2000 watt in-line heater, the 1003DX will help you achieve maximum efficiency, minimal dry times, and optimal cleaning performance.

*For optional in-line heaters see page 12.

Model	Tanks	Vacuums	CFM	H2O	Pump	PSI	Heater	Wheels	Casters	Cords	MSRP
1000DX	12 Gal	2-2 St HP	200	107"	Diaphragm	100	Optional*	12"	5"	Single 50'	\$1,249.00
1000DX-200	12 Gal	2-2 St HP	200	107"	Piston	0–200	Optional*	12"	5"	Single 50'	\$1,419.00
1001DX	12 Gal	2-2 St HP	200	107"	Diaphragm	100	2000 W.	12"	5"	Dual 50'	\$1,659.00
1001DX-200	12 Gal	2-2 St HP	200	107"	Piston	0–200	2000 W.	12"	5"	Dual 50'	\$1,829.00
1003DX	12 Gal	2-3 St HP	200	137"	Piston	0–500	2000 W.	12"	5"	Dual 50'	\$2,369.00
1005DX	12 Gal	2-3 St HP	230	148"	Piston	0–500	Optional*	12"	5"	Dual 50'	\$2,009.00



Contractors Special™ Carpet Cleaning Packages

- Includes the following accessories as part of package:
- > 15' x 1 - 1/2" crushproof vacuum hose.
 - > 15' x 1/4" high pressure, high temperature solution hose.
 - > 12" single jet, single bend wand.
 - > PTFE wand glide.

Great line for new professionals!

The Contractors Special™ is designed with the contractor in mind. These extractors will help your business grow! Ease of use and essential features are coupled with economical pricing to assist the carpet professional in establishing a profitable business.

*Contractors Special™ model numbers and pricing information is on next page.

*For optional in-line heaters see page 12.

Model	Tanks	Vacuums	CFM	H2O	Pump	PSI	Heater	Wheels	Casters	Cords	MSRP
2000CS	11 Gal	2-2 St	90	150"	Diaphragm	100	Optional*	8"	3"	Single 25'	\$1,299.00
2001CS	11 Gal	1-3 St	100	137"	Diaphragm	100	1200 W.	8"	3"	Single 25'	\$1,649.00

New



Mytee-Wise™ Hard Surface Cleaning Package**

Includes the following accessories as part of package:

- > 25' x 2" vacuum hose
- > 25' x 1/4" high pressure, high temperature solution hose.
- > 12" tile and grout cleaning Spinner® (#8904).
- > Auto fill/auto pump-out.

Unparalleled quality and value.

Our new Mytee-Wise™ extractor packages offer you everything you could want in a unit. The auto fill and pump out features allow you to work for longer uninterrupted periods, for maximum productivity. For ultimate convenience, these units come packaged with high quality tools and hoses, to allow you to start cleaning right out of the box. When it comes to value, innovation, and performance the Mytee-Wise™ sets a new standard for the industry.

*For optional in-line heaters see page 12.

Model	Tanks	Vacuums	CFM	H2O	Pump	PSI	Heater	Wheels	Casters	Cords	MSRP
RL1200C	10 Gal	2-2 St HP	200	107"	Piston	50–1200	Optional*	10"	4"	Dual 25'	\$3,299.00



Mytee-Wise™ Carpet Cleaning Packages**

Includes the following accessories as part of package:

- > 25' x 1 - 1/2" vacuum hose.
- > 25' x 1/4" high pressure, high temperature solution hose.
- > 12" E.Z. Glider™ Wand (#8300).
- > Auto fill/auto pump-out.
- > Extractor can also be hooked up to our [Water Hog™](#) power washer for hard surface cleaning.

Unparalleled quality and value.

Our new Mytee-Wise™ extractor packages offer you everything you could want in a unit. The auto fill and pump out features allow you to work for longer uninterrupted periods, for maximum productivity. For ultimate convenience, these units come packaged with high quality tools and hoses, to allow you to start cleaning right out of the box. When it comes to value, innovation, and performance the Mytee-Wise™ sets a new standard for the industry.

Model	Tanks	Vacuums	CFM	H2O	Pump	PSI	Heater	Wheels	Casters	Cords	MSRP
RL105C	10 Gal	2-3 St HP	230	146"	Piston	0–500	Optional*	10"	4"	Dual 50'	\$2,999.00



Breeze™ Extractor

Hose and wand packages may be purchased separately (See pages 14 – 15).

Includes the following features as part of package:

- > Aluminum pull handles.
- > Easy to open service latches.
- > Bucket high drain valve.
- > On-board hose storage.
- > Easy open vacuum tank.

Profitable portable.

Our Breeze Contractor's Edition offers ease of use and essential features of an introductory unit. Coupled with economical pricing, these units were designed to help your business grow into a professional profitable business.

*For optional in-line heaters see page 12.

Model	Tanks	Vacuums	CFM	H2O	Pump	PSI	Heater	Wheels	Casters	Cords	MSRP
RL100	10 Gal	2-2 St	90	150"	Diaphragm	100	Optional*	10"	4"	Single 25'	\$1,199.00



Electrical Converter Kit

More Power!

Convert one 230V dryer outlet to two safe, circuit protected 115V - 20 AMP power circuits. Kit includes both a three and a four prong plug and both boxes. Great inexpensive and convenient way to run portable extractors, heaters, and other high amperage units.

Model	Description	MSRP
5000	Converts either 3 or 4 prong dryer outlet (230V, 30A) into dual 115V circuits (20A each).	\$179.00

Coming Soon



Vent Hog™ Vent-Cleaning Package

Includes the following accessories as part of package:

- > Wireless remote control.
- > 35' vac/cable assy.
- > Nest claw
- > Replacement brushes.

Remote operated duct cleaner.

The Vent Hog™ can be used to safely clean commercial and residential ducts, dryer ducting, and furnace ducts. Offers a 35' vacuum system with Hepa filtration and an 8" duct cleaning brush. Imagine never leaving the ladder to control this remote controlled vent cleaning unit.

Model	Remote	Vacuums	CFM	Cable	Capacity	Filters	Motor	Wheels	Casters	Cords	MSRP
VC-100	Wireless	2-1 St HP	250	35"	15 Gal.	Hepa	1/2 HP	10"	4"	Single 25'	\$2,399.00

Vent Hog Accessories

Model	Description	MSRP
G027	Paper filter bag for Vent Hog. Pack of 5.	\$39.00
H280	Nest claw attachment for Vent Hog.	\$25.00
G204	6" duct brush attachment for Vent Hog.	\$45.00
G205	8" duct brush attachment for Vent Hog.	\$50.00
G207	12" duct brush attachment for Vent Hog.	\$55.00
G208	18" duct brush attachment for Vent Hog.	\$60.00



Tracker™ Self Contained Extractor

Includes the following features as part of package:

- > Unique teflon glide, which allows unit to be used for carpet or hard surface cleaning, without adjustment.
- > Port for optional hose and wand hook-up.

One pass cleaning on almost any surface.

The Tracker™ SC-9 makes quick work of large jobs. Its durable, cast aluminum powerhead allows you to spray, scrub, and extract in a single pass. This 9 gallon self contained unit is not just for carpets, with its unique glide, it also easily cleans tile and grout.

Model	Tanks	Vacuums	CFM	H2O	Pump	PSI	Motor	Path	Wheels	Cords	MSRP
SC-9	9 Gal	1-3 St	100	137"	Diaphragm	100	1/4 HP	17"	12"	Single 50'	\$1,999.00



REAL HEAT™

Deluxe Prep-Center™ Auto Detailing Station

Includes the following accessories as part of package:

- > 15' x 1 - 1/4" vacuum hose
- > 15' x 1/4" high pressure, high temperature solution hose.
- > 3" stainless steel upholstery detailing tool.
- > Vacuum claw and crevice tools.
- > Four 25' chemical dispensers with hoses and guns.
- > Interior and exterior drying attachments with hose.
- > Uses shop air.

A whole pit crew in one unit.

With the capabilities of a wet/dry vacuum, hot water extractor, chemical dispensing, on board storage, and drying features. Imagine the increased revenue from not having to move the vehicle from station to station.

Model	Tanks	Vacuums	CFM	H2O	Pump	PSI	Heater	Wheels	Casters	Cords	MSRP
20-110	6 Gal	1-3 St HP	100	137"	Diaphragm	100	1200 W.	10"	3"	Single 25'	\$2,169.00



REAL HEAT™

Grandprix™ Auto Detailing Package

Includes the following accessories as part of package:

- > 15' x 1 - 1/4" vacuum hose.
- > 15' x 1/4" high pressure, high temperature solution hose.
- > 3" stainless steel upholstery detailing tool.
- > For dry vacuuming, please see the [Auto-Vac™](#) on page 8.
- > For drying tools, see the [HP-Dry](#) on page 7.

Leader of the pack.

Our HP100 is on the most powerful units on a single power cord. This hot water extractor pushes the envelope to offer maximum power at an aggressive price.

Model	Tanks	Vacuums	CFM	H2O	Pump	PSI	Heater	Wheels	Casters	Cords	MSRP
HP100	11 Gal	1-3 St HP	100	137"	Diaphragm	100	1200 W.	8"	3"	Single 25'	\$1,649.00



REAL HEAT™

Spyder™ Auto Detailing Package

- Includes the following accessories as part of package:
- > 15' x 1 - 1/4" vacuum hose.
 - > 15' x 1/4" high pressure, high temperature solution hose.
 - > 3 stainless steel upholstery detailing tool.
 - > For dry vacuuming, please see the [Auto-Vac™](#) on page 8.
 - > For drying tools, see the [HP-Dry](#), below.

Big engine, small chassis.

Our HP60 offers all the power of machines twice its size and is designed for the mobile detailer.

Model	Tanks	Vacuums	CFM	H2O	Pump	PSI	Heater	Wheels	Casters	Cords	MSRP
HP60	6 Gal	1-3 St HP	100	137"	Diaphragm	100	1200 W.	n/a	3"	Single 25'	\$1,449.00



Vehicle Drying Package

- Includes the following accessories as part of package:
- > PC88 - window attachment.
 - > A919 - exterior dryer, coned shaped.
 - > H369 - 25' 1/5" hose.

Put the express back into detail.

Offer an Express Detailing with these flexible drying attachments. Either by using it as a window attachment to maximize air flow or as focused air with the blower nozzle. With these options you will cut your dry times tremendously!

Works with HP100 and HP60.

Model	Description	MSRP
HP-DRY	Auto interior and exterior drying kit for use with HP100 and HP60. Includes dryer hose and tools.	\$39.00



REAL HEAT™

Mytee-Lite™ Upholstery Cleaning Package

- Includes the following accessories as part of package:
- > 15' x 1 - 1/4" vacuum hose.
 - > 15' x 1/4" high pressure, high temperature solution hose.
 - > 3" stainless steel upholstery detailing tool.

Hot stuff!

The new Mytee Lite™ is changing the cleaning industry. How? By making it possible to do all the things a full size extractor can do, in a unit you can carry with one hand. At 3 gallons, it's the perfect upholstery spotting machine that can also do small detailing jobs effectively. It includes an on-board heater for maximum effectiveness. Goes anywhere, and cleans anything.

Model	Tanks	Vacuums	CFM	H2O	Pump	PSI	Heater	Wheels	Casters	Cords	MSRP
8070	3 Gal	1-2 St	97	85"	Diaphragm	100	1000 W.	6"	2"	Single 25'	\$899.00



Tempo™ Spotter Package

Includes the following accessories as part of package:

- > 8' x 1 - 1/4" vacuum hose.
- > 8' x 1/4" high pressure, high temperature solution hose.
- > 3" stainless steel upholstery detailing tool.

Compact. Rugged. Affordable!

At 1-1/2 gallons, this upholstery spotter is easily carried in one hand. It's powerful high performance 2 stage vacuum motor helps reduce dry times, and the high quality stainless steel hand tool provides you with better durability than inferior plastic tools.

Model	Tanks	Vacuums	CFM	H2O	Pump	PSI	Wheels	Cords	MSRP
S-300	1.5 Gal	1-2 St	97	85"	Solenoid	55	3"	Single 25'	\$449.00



Auto-Vac™ Dry Vacuum Attachment

With mounting hardware.

Includes the following accessories as part of package:

- > Turns any Extractor into a powerful dry vacuum.
- > Comes with bracket to mount to most Mytee Extractors.
- > Includes plastic claw and crevice tool.
- > Includes dry vacuum hose.

Dry vacuum converter.

Turn any of our extractors into a dry vacuum with this light weight optional filter housing.

Model	Capacity	Filter	Description	MSRP
AV1	6 Qt	Removable Paper	Converts extractor into dry vacuum.	\$99.00



Mytee-Dry™ Airmover

For Airmover accessories, see page 9.

Get it Mytee-Dry™.

Reduce profit-stealing drying time and increase convenience and efficiency with our powerful adjustable airmover. Unique features let you control airflow to match the job, whether drying surfaces, delicate carpets or upholstery.

Model	Fan	Style	CFM	H.P.	Amp Draw	Speeds	Cord	MSRP
2200	Metal	Centrifugal	2200	1/3	4 @ 115V	3	25'	\$155.00



Tradewind™ Airmover

For Airmover accessories, see below.

Includes the following features as part of package:

- > Daisy Chain units with on-board GFI outlet.
- > Stacks for convenient transport and storage.

Speed dry carpets.

Designed for both water damage restoration and carpet drying this blower features 3000 CFM while drawing only 2 amps on high speed.

Model	Fan	Style	CFM	H.P.	Diameter	Amp Draw	Speeds	Cord	MSRP
3000	3 Blade	Axial	3000	1/4	16"	2 @ 115V	2	25'	\$229.00

New



Qwik-Dry™ Airmover

For Airmover accessories, see below.

Includes the following accessories as part of package:

- > Removable diffuser for “**Corner to Corner™**” drying.
- > 4 casters.

Small size, big attitude.

The Qwik-Dry™ is a revolutionary new axial fan. It is both smaller and lighter than competing units, without sacrificing power! It features 2700 CFM, a built-in cord wrap, and is stackable for storage and transport.

The unit also includes our drying diffuser and casters, which allows for quick and efficient “**CORNER TO CORNER™**” drying.

Model	Fan	Style	CFM	H.P.	Diameter	Amp Draw	Speeds	Cord	MSRP
2700	3 Blade	Axial	2700	1/2	12"	6 @ 115V	1	25'	\$299.00
4700	3 Blade	Axial	4700	1	16"	12 @ 115V	1	25'	\$425.00

Airmover Accessories

Model	Description	MSRP
3001	Set of 4 Swivel Casters - fits 2700 and 4700.	\$27.00
3002	Multi position drying stand for model 3000.	\$99.00
3003	Luggage-style transport handle with wheels for model 4700.	\$39.00
2201	Luggage-style transport handle with wheels for models 2200 and 2700.	\$39.00



Flood Hog™ Flood Extractor

Includes the following accessories as part of package:

- > 25' x 1.5" vacuum hose.
- > 25' x 1.5" pump-out hose.
- > Adjustable flood wand with scalloped head.

Feeling Swamped?

Have a lot of water to move, and only a little time to do it? We've got you covered. The Flood Hog™ sets the standard in the industry with a 70 GPM discharge pump built-in. Tackle even the largest water damage projects with this compact machine. Wait - there's more. The all-new 7000 also features a built in debris filter to keep solids from making it to your tank and interfering with extraction. This built in debris filtration unit will keep your pump-out working flawlessly.

Model	Tanks	Vacuums	CFM	H2O	Pump-Out	GPM	Filter	Wheels	Casters	Cords	MSRP
7000	12 Gal	1-3 St	100	137"	In-Tank	70	Built-In	10"	4"	Single 25'	\$1,419.00



Floor Machine™

Includes the following accessories as part of package:

- > Ambidextrous safety lockout.
- > One touch handle adjustment.
- > Built in cord wrap.
- > High quality motor.
- > Non-marking bumper.
- > 175 RPM

Our Floor Machines work hard — so you don't have to.

Take the work out of scrubbing, stripping, and polishing floors. Great for use on ceramics, granite, stone, vinyl, VCT and more.

Model	Cleaning Path	Cord	Handle Adjustment	Pad Driver	MSRP
HD - 17	17"	50'	1 - Touch	Velcro	coming soon
HD - 20	20"	50'	1 - Touch	Velcro	coming soon



Inline Vacuum Booster

Compatible with any extractor.

Boost your CFM. Boost your profit.

Dry carpets faster than ever with the Mytee Air Parallel Vacuum Booster. This inline booster increase air flow by 100 CFM.

Model	Inlets	Vacuums	CFM	Casters	Cords	MSRP
7502	2"	1-2 St HP	100	2"	Single 25'	\$599.00



Water-Hog™ Pressure Washer
 Pressure hose and spray guns may be purchased separately. See pages 14 – 15.

Under pressure?
 The Water-Hog™ 4000 is the solution to all your power washing needs. Just hook this unit up to any water inlet source, adjust the pressure from 50–1200 PSI as desired, and have high pressure water where you need it, when you need it. This unit features a pressure gauge, cord wrap, and convenient handle with hangers for hoses and guns.

Model	Outlet	Intel	Gauge	Pump	PSI	Wheels	Cords	MSRP
4000	Q.D.	Garden Hose	On-Board	Piston	50–1200	8"	Single 25'	\$949.00

New



BIG B.O.S.S.™ Battery Operated Solution Sprayer
 Includes 15' coil hose, and easy-spray gun.
Go wireless!
 The new 6002 B.O.S.S.™ is built for heavy duty continuous use. It's perfect for pre-spraying, chemical application, pest control, gardening or just spray washing. With the 6002 B.O.S.S.™ you have 60 gallons of spray per charge. There are no limits... spray anywhere!
 *Additional Sidekick is optional.



Electric B.O.S.S.™
 Includes 15' coil hose, and easy-spray gun.
Bulletproof.
 Simplicity is the key with our Electric B.O.S.S.™ — just plug into any household outlet, and use our reliable 100 PSI viton pump to spray almost anything.

Model	Tank	Battery	Volts	Spray per Charge	Charger	PSI	Pump	Jet	Wheels	MSRP
6002	5 Gal	10 Amp Hour	12	60 Gallons	On-Board	65	Diaphragm	8006	6"	\$499.00
6001	3 Gal	n/a	n/a	n/a	n/a	100	Diaphragm	8006	6"	\$329.00
SK-4	4 Qt. Sidekick bottle with bracket and caps									\$39.00



Injection Sprayers
 Includes the following accessories as part of package:
 > Easy fill cap.
 > Features a high quality spray gun.
 > Includes hanger for mounting to Extractor.
 > "BIG MOUTH" fill port.



Mytee Spray Holder Roto-Mold
 Mount to vans. Perfect for securely holding your 2 qt., 5 qt., and 7 qt. bottles.

Model	Tank	Ratio	Gun	Lance	Jet	MSRP
9000	2 Qt.	8:1	Easy-Squeeze	19" Stainless Steel	8006	\$139.00
9500	5 Qt.	8:1	Easy-Squeeze	19" Stainless Steel	8006	\$155.00
9700	7 Qt.	8:1	Easy-Squeeze	19" Stainless Steel	8006	\$159.00
A687	Holder	Four pack of Sprayer holder. Holds 1 x 5Qt. or 7 Qt, or 2 x 2 Qt. Mounts to wall or van door.				\$20.00 each



“Big Mouth” Injection Sprayer Bottles

Includes the following features:

- > Easy fill cap.
- > “BIG MOUTH” fill port.

Mytee Has A Big Mouth!

Mytee’s unique design shows the solution level in an attractive ice blue roto-molded bottle. They come in three convenient sizes (2qt, 5qt, and 7qt.) to fit your needs. These containers have a big mouth fill port which allows the user to keep the injector intact. The fill cap is also retained by a tether, so you won’t lose it. Only Mytee offers a lifetime warranty against leaks. This is unmatched in the industry.

Model	Tank	Replacement Bottles	MSRP
PAK4-2	2 Qt.	4 Pack of replacement 2 Qt. bottles with caps. - Ice blue.	\$10.00 each
PAK4-5	5 Qt.	4 Pack of replacement 5 Qt. bottles with caps. - Ice blue.	\$16.00 each
PAK4-7	7 Qt.	4 Pack of replacement 7 Qt. bottles with caps. - Ice blue.	\$18.00 each



REAL HEAT™

Mytee Hot™ Portable Heater

- > 2000 watt portable heater can be hooked up to any cold water extractor under 500 PSI.
- > 2 switches allow choice of 1000 or 2000 watts of instant heat/210° max.
- > In-line 500 PSI relief valve.

Hot stuff!

Turn a cold water extractor into a perfect heat system with the versatility and efficiency of a dual cord unit.

Model	Watts	Amp Draw	Max Temp	Cords	MSRP
200-120	2000	8A or 16A - two switches.	210° F. Max Temp	Single 25'	\$399.00



REAL HEAT™

Mytee Hot Turbo™ Portable Heater

- > 2000 watt portable heater can be hooked up to any cold water extractor under 500 PSI.
- > 4 switches allow choice of 600, 1200, 1800, or 2400 watts of instant heat/210° max.
- > In-line 500 PSI relief valve.


Hotter!

Take the versatility to a whole new level with the option of 600 watt intervals all the way to 2400 watts. All the power packed on one cord to sustain the temperature at it’s hottest point.


Model	Watts	Amp Draw	Max Temp	Cords	MSRP
240-120	2400	5A, 10A, 15A, or 20A - four switches.	210° F. Max Temp	Single 25'	\$479.00



Mytee Modular Shelves™




A501



A502



A503



A504

Stackable shelves.

These new heavy duty plastic shelves are a rugged, durable, and inexpensive option for any van. Our quality construction allows us to extend a lifetime warranty unmatched in the industry.

The floor and wall mounting kits prevent shelves from leaning or collapsing giving the assurance that supplies are safely stored.

*Mounting kits and Riser Blocks sold separately.

Model	Description	MSRP
A500	Modular shelves pack of 4. Individual part # P542	\$70.00 each
A501	Wall mounting kit (for higher stability)	\$36.00
A502	Elevated mounting kit (allows mounting over wheel well)	\$46.00
A503	Floor mounting kit (standard - 3" from floor)	\$36.00
A504	2 (P546) Riser Blocks	\$5.00

New



The Tank™ Truckmount Vac Tank

Patent Pending. Rotomolded tank - recovery tank (T80-R) with mounting hardware.

Lightweight, strong, and durable.

Mytee Product's new truckmount tank is the first of it's kind in the industry. It's design allows for a tank that is substantially lighter than competing tanks, but still strong enough to hold up to daily use.

New



The Tank™ Truckmount Solution Tank

Patent Pending. Rotomolded tank - solution tank (T80-S) with mounting hardware.

Lightweight, strong, and durable.

Affordable, Rugged, Lightweight, these tanks are priced right and built to last. Rotational molded Mytee-tough with a lifetime warranty.

Model	Tank	Description	MSRP
T-80R	80 Gal	Tank setup for recovery. Includes drain valve. Black-granite color.	\$1,079.00
T-80S	80 Gal	Tank setup for solution. Ice blue color.	\$915.00



Bentley™ Deluxe Stainless Swivel Head Carpet Wands

- Includes the following accessories as part of package:
- > Vacuum head swivel allows wand to run flat.
 - > PTFE Banana Glide 14"/Polished aluminum head.
 - > Four stainless steel solution jets on head for complete spray coverage.
 - > Top mount gun and solution swivel for ease of use.

*Bentley™ model numbers and pricing information is on next page.

The best wand ever made by man.

Here's why: The vacuum head is designed to allow for maximum CFM. The swivel head allows the wand to run flat. The wand grip is coated with a comfortable material. The four solution jets strike just behind the vacuum head for optimal penetration and recovery. The PTFE glide makes movement over the carpet easier, and improves drying times. Great for use with any truck mount or high performance portable. Try the Bentley™ today!

Model	Head	Gun	Tube	Swivel	Glide	Jets	Jet Size	MSRP
8312	12"	3000 PSI	2"	Allows wand to run flat.	PTFE	Stainless	4 x 110015	\$569.00
8314	14"	3000 PSI	2"	Allows wand to run flat.	PTFE	Stainless	4 x 110015	\$619.00

Accessory Kits The following kits are only available with the purchase of an extractor.

Kit	Hose Included	Wand Included	MSRP
B14-EZ	25' of 2" vacuum solution hose combo (#8101)	14" Bentley Wand (#8314)	\$679.00
B12-EZ	25' of 2" vacuum solution hose combo (#8101)	12" Bentley Wand (#8312)	\$629.00
SS-EZ	25' of 1.5" vacuum solution hose combo (#8100)	12" S Bend Wand (#8300-EZ)	\$375.00
CS-EZ	15' of 1.5" vacuum solution hose combo (#8500)	12" Straight 2 Pc. Wand (#8350-EZ)	\$289.00



Spinner® Hard Surface Cleaning Tools
Use with high pressure extractors, or with wet/dry vacuum and pressure washer combo.

Model	Size	Handle	Min PSI	Swivel	Jets	Jet Size	Brush	Rated To	MSRP
8903	12"	Wand Style	500 PSI	Carbide	Dual	1501	12" Replaceable	3000 PSI	\$669.00
8904	12"	"T" Style	500 PSI	Carbide	Dual	1501	12" Replaceable	3000 PSI	\$669.00
8905	20"	Wand Style	1000 PSI	Carbide	Quad	1501	20" Replaceable	3000 PSI	\$1,019.00
8906	20"	"T" Style	1000 PSI	Carbide	Quad	1501	20" Replaceable	3000 PSI	\$1,019.00
8907	Corner	Wand Style	500 PSI	Carbide	Dual	0502	6" Replaceable	3000 PSI	\$549.00
8908	Counter	Hand Tool	500 PSI	Carbide	Dual	0502	6" Replaceable	3000 PSI	\$429.00

E-Z Glider™ Carpet Cleaning Wands

Model	Head	Valve	Tube	Style	Glide	Jets	Jet Size	Material	MSRP
8300-EZ	12"	"K" Valve	1.5"	"S" Bend	PTFE	Dual	2 x 110015	S/S	\$319.00
8350-EZ	12"	"K" Valve	1.5"	Straight - Two piece.	PTFE	Single	1 x 11003	S/S	\$219.00
8370-EZ	10"	"K" Valve	1.5"	Straight.	PTFE	Single	1 x 11003	S/S	\$199.00
8390-EZ	10"	"K" Valve	1.5"	Straight - Two piece.	PTFE	Single	1 x 11003	S/S	\$169.00

Vacuum and Solution Hose Combinations

Model	Length	Vac Hose	Cuffs	Sol Hose	Size	MSRP
8501	15'	1.25"	1.5"	Hi Temp, Hi Pres.	1/4"	\$109.00
8500	15'	1.5"	1.5"	Hi Temp, Hi Pres.	1/4"	\$115.00
8100	25'	1.5"	1.5"	Hi Temp, Hi Pres.	1/4"	\$139.00
8101	25'	2"	2"	Hi Temp, Hi Pres.	1/4"	\$165.00
8102	50'	2"	2"	Hi Temp, Hi Pres.	1/4"	\$309.00

Banana Glides High quality PTFE replacement glides for **MYTEE®** carpet wands.

Model	Description	MSRP
H931	Replacement glide for models 8300-EZ and 8350-EZ	\$65.00
H932	Replacement glide for Tracker (#SC-9)	\$115.00
H934	Replacement glide for models 8370-EZ and 8390-EZ.	\$65.00
H406	Replacement glide for 14" Bentley (#8314)	\$80.00
H407	Replacement glide for 12" Bentley (#8312)	\$80.00
H933	Set of 5 Glides for Spinmaster or RX-20	\$79.99

Chemicals

Item	Description	MSRP
3601	System Maintainer™ - Extractor rinse for keeping components and hoses clean and clog-free. 12 Qts.	\$59.00

Equipment Accessories

Model	Description	MSRP
8400	3" stainless steel upholstery tool.	\$125.00
8700	Stainless steel crevice tool.	\$125.00
A3000	3000 PSI rated spray gun with adjustable spray nozzle.	\$89.00
G029	Sturdy Mesh Bag with drawstring for storing hoses, accessories, etc.	\$4.00

Replacement Parts

Model	Description	MSRP
C305	Pump, diaphragm, 100 PSI. Viton seals. 115V. For 100 PSI extractors.	\$139.00
C387	Pump, diaphragm. 45 PSI. Viton seals. 12 DC. For battery sprayer.	\$59.00
C378	Pump, solenoid. 55 PSI. 115V. For upholstery spotter.	\$39.00
C322	Pump, piston. 0–300 PSI. 115V. For 300 PSI extractors.	\$379.00
C313	Pump, piston. 0–500 PSI. 115V. For 500 PSI extractors.	\$589.00
C359A	Pump, piston. 50-1200 PSI. 115V. For 1200 PSI extractors and pressure washer.	\$709.00
C381	Pump-out pump. 3.1 GPM. 115V. In-line pump-out. For use in AF/APO units.	\$169.00
C384	Pump-Out pump. 70 GPM pump-out submersible. For use in Flood Extractors.	\$429.00
C322A	Regulator. 0–300 PSI.	\$42.00
C313C	Regulator. 0–500 PSI.	\$79.00
H306B	Regulator. 0–1200 PSI.	\$115.00
C301	Vacuum motor. Tangential. 2 Stage. 5.7". 85" Lift. 115V.	\$82.00
C310	Vacuum motor. Tangential. 2 Stage high performance. 5.7" 107" Lift. 115V.	\$95.00
C302	Vacuum motor. Tangential. 3 Stage high performance. 5.7" 137" Lift. 115V.	\$129.00
C316	Vacuum motor. Peripheral. 2 Stage high performance. 5.7". 100" Lift. 115V.	\$89.00
A901	Internal heater. 1000 W. 115V.	\$175.00
A907	Internal heater. 1200 W. 115V.	\$229.00
A902	Internal heater. 2000 W. 115V.	\$239.00
B101	Quick connect. 1/4". Male	\$7.00
B102	Quick connect. 1/4". Female	\$15.00
E515	Switch. 2 position. Waterproof cover.	\$13.00
E516	Switch. 3 position. Waterproof cover.	\$14.00
E385	Battery. 10 Amp hour. 12V.	\$34.00
H375	Hanger for hoses. Fits most extractors.	\$8.00
H486	Service latch. Fits Breeze, M-Series, Flood Hog, Vent Hog, Vacuum Booster.	\$13.00
G131	Cord lock connector.	\$5.00
H225	Drain valve.	\$19.00
H226	45 degree elbow for drain valve.	\$3.00
H479	Hose cuff. 2" Female slip by 1-1/2" thread. Fits 2" extractors and allows use of 1-1/2" hose.	\$8.00
UG101	Belt. For Pro-Series upright vacuums.	\$49.00
UG102	Bag. For Pro-Series upright vacuums.	\$63.00
UP100	Dust cup. For Pro-Series upright vacuums.	\$63.00

Distributor Terms and Conditions

Order Policy:

- All orders must be received via email or fax.
Mytee email: sales@mytee.com
Mytee fax number: (858) 679-7814
- All orders must be a minimum of \$50.00. Orders under the minimum are assessed a \$10 fee.
- Any requests for machine "Drop-Shipments" will be assessed a \$75 service fee. Does not apply to parts.
- Please use a Purchase Order Form showing both "Bill To" and "Ship To" addresses, telephone number for the ship to, as well as the name of the person placing the order.
- Our goal is to ship orders for stock items within 24 hours.

Warranty Return Policy:

- All returns must be pre-authorized in writing by Mytee Products, Inc.
- After authorization, equipment or parts may be returned for evaluation to an authorized Mytee Products Inc. distributor or Service Center or directly to the factory.
- Inbound and outbound freight charges will be the responsibility of the equipment owner.

Restocking Policy:

- All equipment returns must be pre-authorized in writing by Mytee Products, Inc. in writing.
- All returns are subject to a 15% restocking fee.
- The item must be a current item in new condition. No obsolete parts will be accepted.
- All freight charges will be the responsibility of the equipment owner.

Mytee Products, Inc. reserves the right to make changes at any time to prices, colors, materials, equipment specifications and products and to discontinue any model without prior notice. Possession of this list does not constitute an offer to sell.

Additional Information available by visiting our website at www.mytee.com

The **Mytee** Advantage

